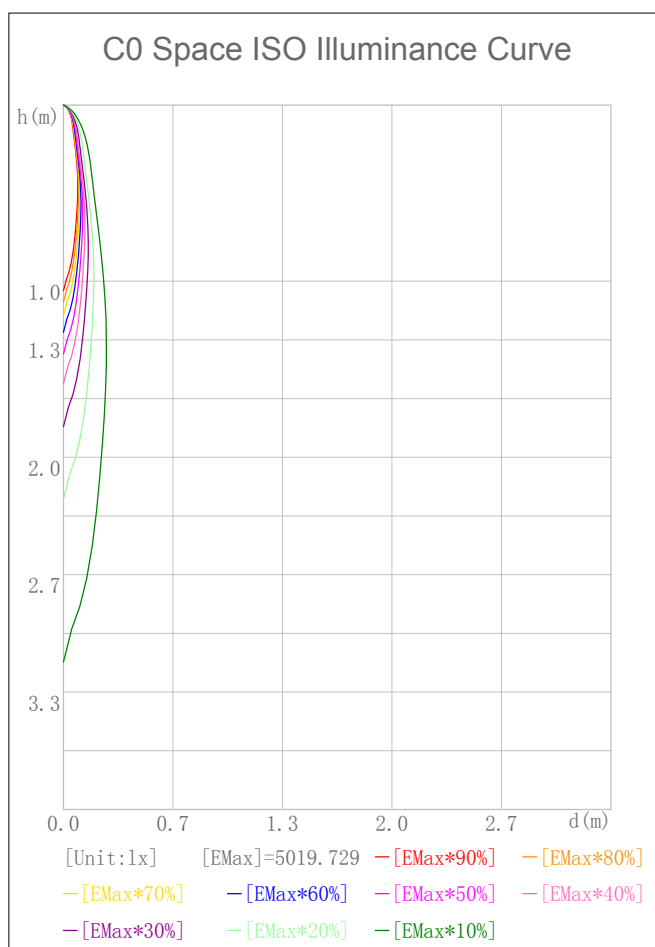
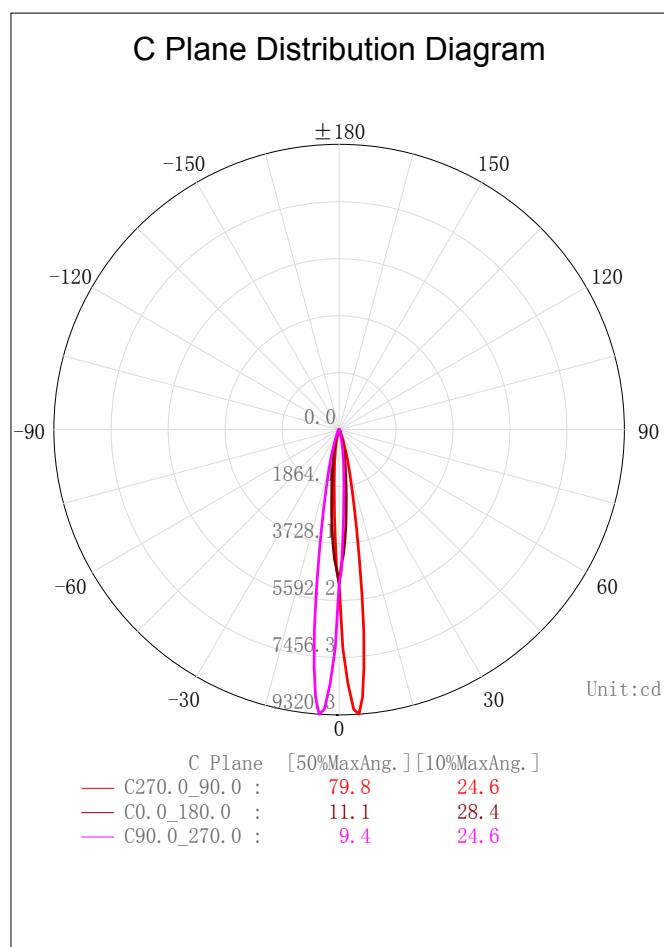


Photometric Filename: WL02-06-XX-01 4000K RA90 15D.IES

Description Information

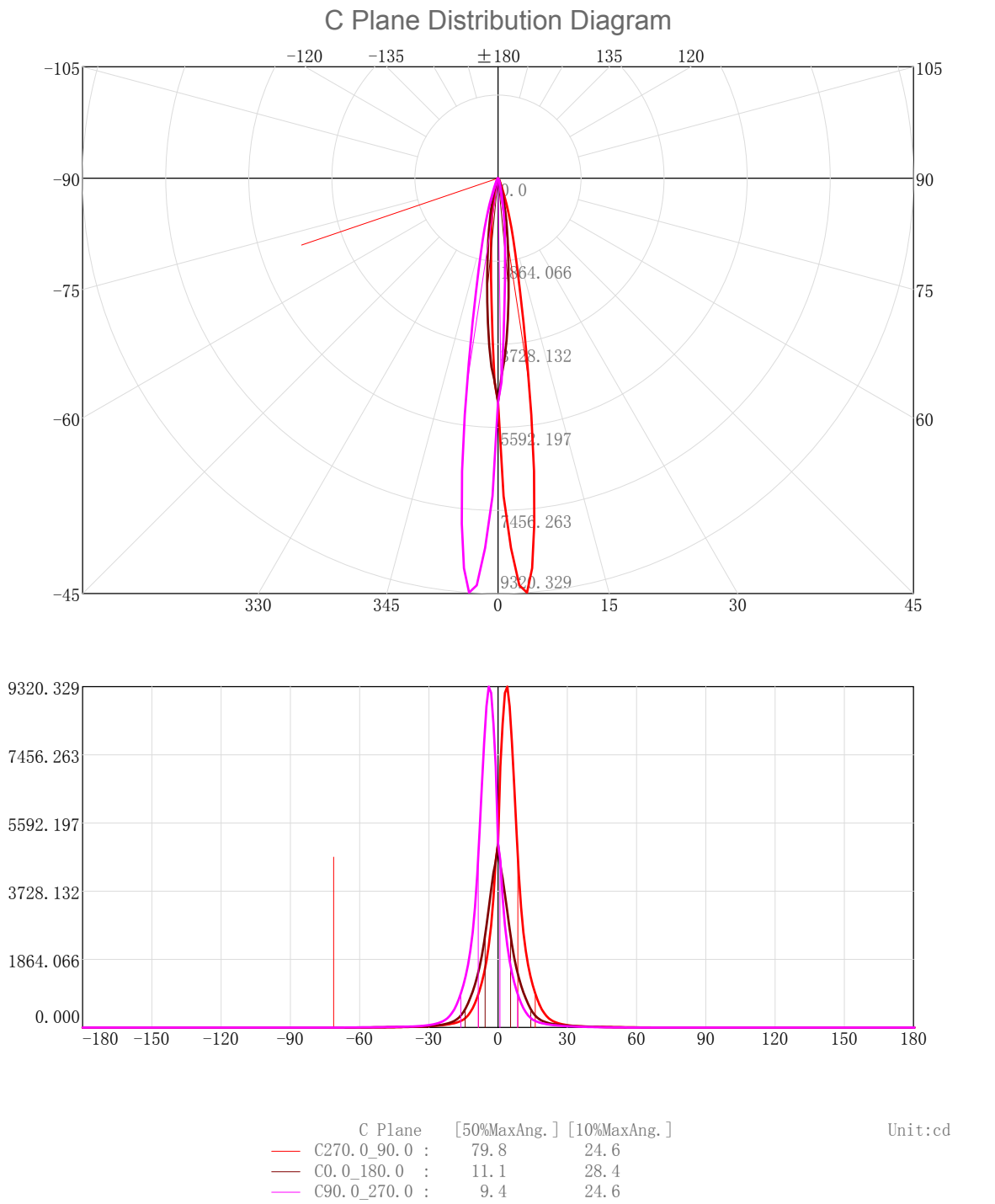
Luminary Name:WL02-06-XX-01 4000K RA90 15D		Lum. Catalog:	Test ID: 01
Lamp Name:		Lamp Catalog: LED	Test Date: 2021/10/29
Manufacture: Shenzhen Norming Lighting Co., Ltd		Shld.Ang(°):	Test Machine:GON-2000
Test Lab: Quality Department		Frequency(Hz):	Lamp CCT(K): Ra:
Lum.Size(W*L*H):0.076m*0.076m*0.000m		Lum.Area(m2):0.005	Lum.W(kg): 0.000
Test System: C, γ	Test Step: C=90.0 γ=1.0	Temp.(℃): 25	Humidity(%): 50.0

Lamp Speciality Parameter	Luminaire Speciality Parameter	
Rated Flux(lm): 544.610	Luminary Flux(lm): 544.607	Field Angle(10%Imax): 24.6(°)
Rated Power(W):	Luminary Efficiency: 100.00%	Down Lumens&Percent: 544.607lm 100.00%
Rated Voltage(V):	Luminary EER(lm/W): 87.614	Up Lumens&Percent: 0.000lm 0.00%
Tested Power(W): 6.216	Max. Candela(cd): 9320.329	S/MH: C0_a180=0.191 C90_270=0.254
Lamps' Inside: 1	Max Cand@Ang. (°): C=270.0 γ=4.0	CIE Type: Semi-Direct
Tested Electrics(V, A, pf):241.0, 0.030, 0.843	Beam Angle(50%Imax): 9.4(°)	ErP Φuse(90°): 466.647lm
Lamp Size(W*L*H):0.076m*-0.076m*0.000m	Left=-0.8° , Right=8.6°	IRF(%): 3579.187



2D Plane Light Intensity Distribution Curve

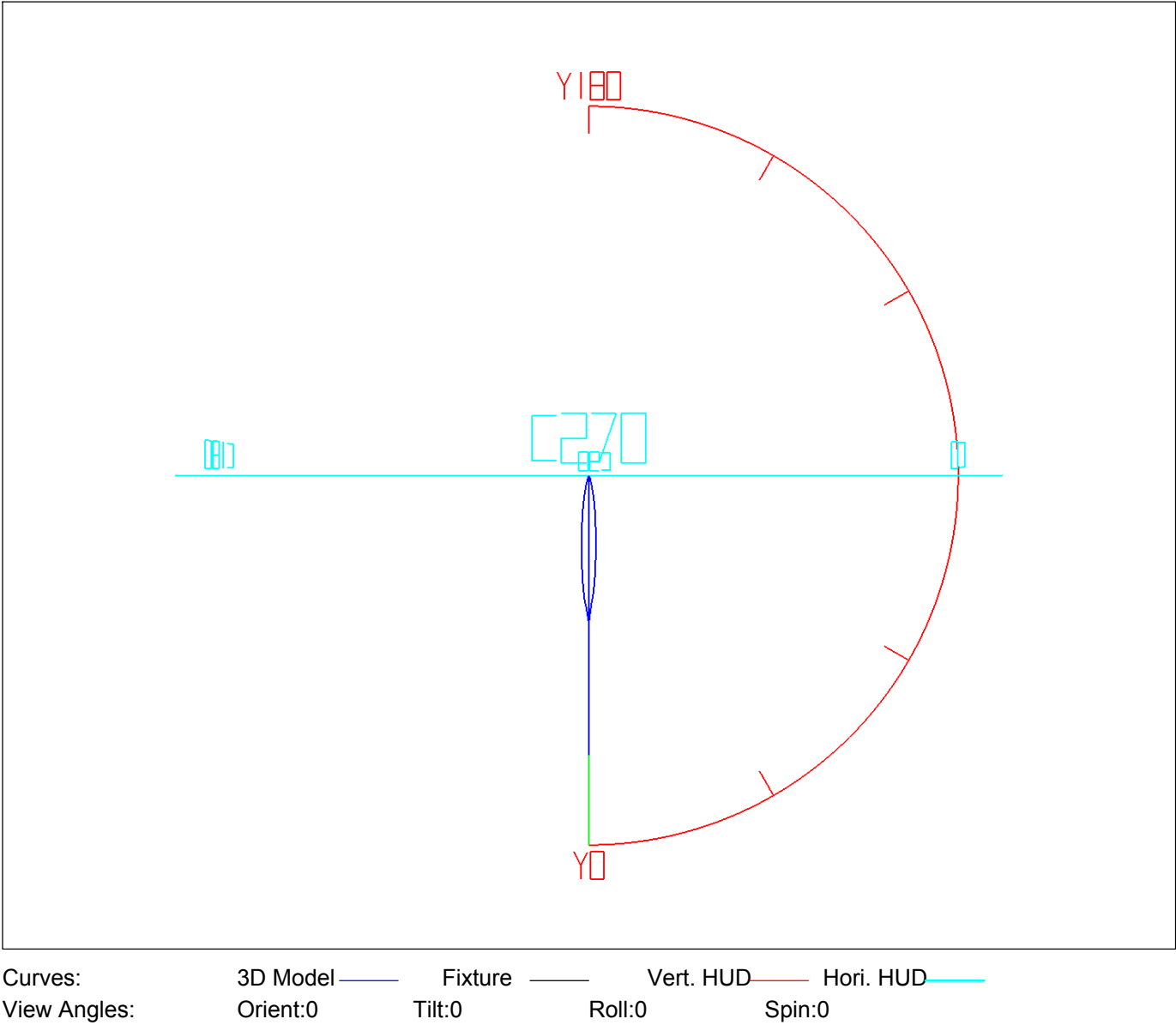
Lum. Name: WL02-06-XX-01 4000K RA90 15D	Lum. Catalog:	Test ID: 01
Lamp Name:	Lamp Catalog: LED	Test Lab: Quality Department
Manufacture: Shenzhen Norming Lighting Co., Ltd	Test Machine:GON-2000	Test Date: 2021/10/29



3D Light Intensity Distribution Modal

Lum. Name: WL02-06-XX-01 4000K RA90 15D	Lum. Catelog:	Test ID: 01
Lamp Name:	Lamp Catelog: LED	Test Lab: Quality Department
Manufacture: Shenzhen Norming Lighting Co., Ltd	Test Machine:GON-2000	Test Date: 2021/10/29

3D Light Intensity Distribution Modal



IES Indoor Report

Photometric Filename:WL02-06-XX-01 4000K RA90 15D.IES

Zonal Flux Tabulation

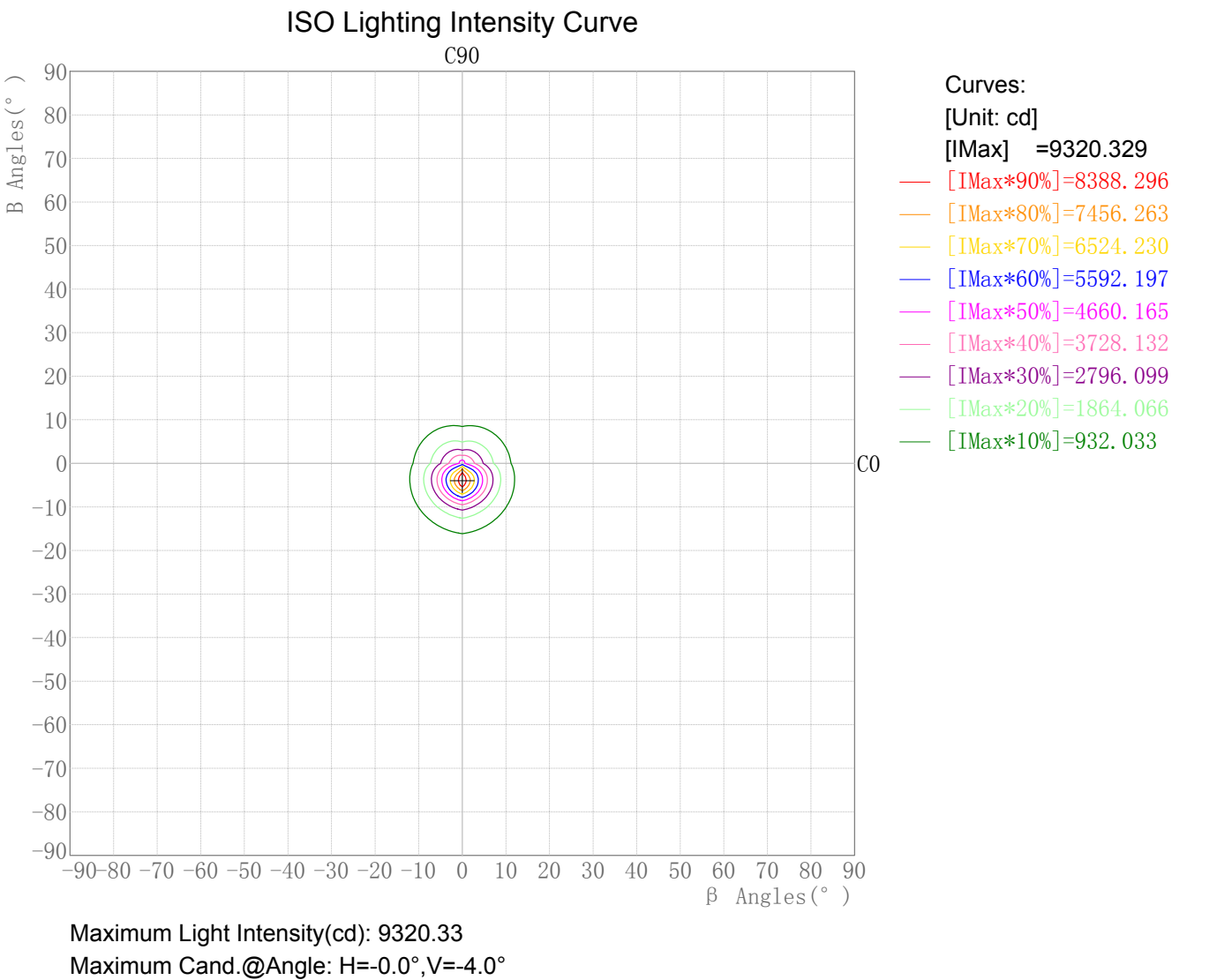
Zone(γ)	Zone Flux (lm)	Sums Flux (lm)	Zone%Lamp	Sums%Lamp	Zone(γ)	Zone Flux (lm)	Sums Flux (lm)	Zone%Lamp	Sums%Lamp
0.0-1.0	4.88	4.88	0.90	0.90	47.0-48.0	0.87	537.38	0.16	98.67
1.0-2.0	14.66	19.53	2.69	3.59	48.0-49.0	0.81	538.19	0.15	98.82
2.0-3.0	23.63	43.17	4.34	7.93	49.0-50.0	0.75	538.94	0.14	98.96
3.0-4.0	31.25	74.42	5.74	13.66	50.0-51.0	0.69	539.63	0.13	99.09
4.0-5.0	36.63	111.05	6.73	20.39	51.0-52.0	0.64	540.27	0.12	99.20
5.0-6.0	39.39	150.44	7.23	27.62	52.0-53.0	0.58	540.86	0.11	99.31
6.0-7.0	39.79	190.23	7.31	34.93	53.0-54.0	0.53	541.39	0.10	99.41
7.0-8.0	38.27	228.50	7.03	41.96	54.0-55.0	0.48	541.87	0.09	99.50
8.0-9.0	35.34	263.84	6.49	48.45	55.0-56.0	0.43	542.31	0.08	99.58
9.0-10.0	31.84	295.68	5.85	54.29	56.0-57.0	0.39	542.70	0.07	99.65
10.0-11.0	28.38	324.06	5.21	59.50	57.0-58.0	0.34	543.04	0.06	99.71
11.0-12.0	25.15	349.21	4.62	64.12	58.0-59.0	0.30	543.34	0.06	99.77
12.0-13.0	22.16	371.37	4.07	68.19	59.0-60.0	0.26	543.60	0.05	99.81
13.0-14.0	19.45	390.82	3.57	71.76	60.0-61.0	0.22	543.82	0.04	99.86
14.0-15.0	17.00	407.82	3.12	74.88	61.0-62.0	0.19	544.02	0.04	99.89
15.0-16.0	14.80	422.62	2.72	77.60	62.0-63.0	0.16	544.18	0.03	99.92
16.0-17.0	12.81	435.43	2.35	79.95	63.0-64.0	0.13	544.30	0.02	99.94
17.0-18.0	11.04	446.47	2.03	81.98	64.0-65.0	0.09	544.40	0.02	99.96
18.0-19.0	9.51	455.98	1.75	83.73	65.0-66.0	0.07	544.46	0.01	99.97
19.0-20.0	8.21	464.19	1.51	85.23	66.0-67.0	0.05	544.52	0.01	99.98
20.0-21.0	7.14	471.33	1.31	86.54	67.0-68.0	0.04	544.55	0.01	99.99
21.0-22.0	6.25	477.58	1.15	87.69	68.0-69.0	0.03	544.58	0.01	100.00
22.0-23.0	5.52	483.10	1.01	88.71	69.0-70.0	0.02	544.60	0.00	100.00
23.0-24.0	4.92	488.02	0.90	89.61	70.0-71.0	0.01	544.61	0.00	100.00
24.0-25.0	4.43	492.45	0.81	90.42	71.0-72.0	0.00	544.61	0.00	100.00
25.0-26.0	4.01	496.46	0.74	91.16	72.0-73.0	0.00	544.61	0.00	100.00
26.0-27.0	3.64	500.10	0.67	91.83	73.0-74.0	0.00	544.61	0.00	100.00
27.0-28.0	3.32	503.41	0.61	92.44	74.0-75.0	0.00	544.61	0.00	100.00
28.0-29.0	3.04	506.45	0.56	92.99	75.0-76.0	0.00	544.61	0.00	100.00
29.0-30.0	2.80	509.25	0.51	93.51	76.0-77.0	0.00	544.61	0.00	100.00
30.0-31.0	2.58	511.83	0.47	93.98	77.0-78.0	0.00	544.61	0.00	100.00
31.0-32.0	2.39	514.22	0.44	94.42	78.0-79.0	0.00	544.61	0.00	100.00
32.0-33.0	2.22	516.43	0.41	94.83	79.0-80.0	0.00	544.61	0.00	100.00
33.0-34.0	2.07	518.50	0.38	95.21	80.0-81.0	0.00	544.61	0.00	100.00
34.0-35.0	1.93	520.43	0.35	95.56	81.0-82.0	0.00	544.61	0.00	100.00
35.0-36.0	1.81	522.25	0.33	95.89	82.0-83.0	0.00	544.61	0.00	100.00
36.0-37.0	1.71	523.95	0.31	96.21	83.0-84.0	0.00	544.61	0.00	100.00
37.0-38.0	1.61	525.56	0.30	96.50	84.0-85.0	0.00	544.61	0.00	100.00
38.0-39.0	1.52	527.08	0.28	96.78	85.0-86.0	0.00	544.61	0.00	100.00
39.0-40.0	1.44	528.52	0.26	97.05	86.0-87.0	0.00	544.61	0.00	100.00
40.0-41.0	1.36	529.88	0.25	97.30	87.0-88.0	0.00	544.61	0.00	100.00
41.0-42.0	1.28	531.16	0.24	97.53	88.0-89.0	0.00	544.61	0.00	100.00
42.0-43.0	1.21	532.37	0.22	97.75	89.0-90.0	0.00	544.61	0.00	100.00
43.0-44.0	1.14	533.51	0.21	97.96	90.0-91.0	0.00	544.61	0.00	100.00
44.0-45.0	1.07	534.57	0.20	98.16	91.0-92.0	0.00	544.61	0.00	100.00
45.0-46.0	1.00	535.57	0.18	98.34	92.0-93.0	0.00	544.61	0.00	100.00
46.0-47.0	0.94	536.51	0.17	98.51	93.0-94.0	0.00	544.61	0.00	100.00

Zonal Flux Tabulation - (Cont.)

Zone(γ)	Zone Flux (lm)	Sums Flux (lm)	Zone%Lamp	Sums%Lamp	Zone(γ)	Zone Flux (lm)	Sums Flux (lm)	Zone%Lamp	Sums%Lamp
94.0-95.0	0.00	544.61	0.00	100.00	141.0-142.0	0.00	544.61	0.00	100.00
95.0-96.0	0.00	544.61	0.00	100.00	142.0-143.0	0.00	544.61	0.00	100.00
96.0-97.0	0.00	544.61	0.00	100.00	143.0-144.0	0.00	544.61	0.00	100.00
97.0-98.0	0.00	544.61	0.00	100.00	144.0-145.0	0.00	544.61	0.00	100.00
98.0-99.0	0.00	544.61	0.00	100.00	145.0-146.0	0.00	544.61	0.00	100.00
99.0-100.0	0.00	544.61	0.00	100.00	146.0-147.0	0.00	544.61	0.00	100.00
100.0-101.0	0.00	544.61	0.00	100.00	147.0-148.0	0.00	544.61	0.00	100.00
101.0-102.0	0.00	544.61	0.00	100.00	148.0-149.0	0.00	544.61	0.00	100.00
102.0-103.0	0.00	544.61	0.00	100.00	149.0-150.0	0.00	544.61	0.00	100.00
103.0-104.0	0.00	544.61	0.00	100.00	150.0-151.0	0.00	544.61	0.00	100.00
104.0-105.0	0.00	544.61	0.00	100.00	151.0-152.0	0.00	544.61	0.00	100.00
105.0-106.0	0.00	544.61	0.00	100.00	152.0-153.0	0.00	544.61	0.00	100.00
106.0-107.0	0.00	544.61	0.00	100.00	153.0-154.0	0.00	544.61	0.00	100.00
107.0-108.0	0.00	544.61	0.00	100.00	154.0-155.0	0.00	544.61	0.00	100.00
108.0-109.0	0.00	544.61	0.00	100.00	155.0-156.0	0.00	544.61	0.00	100.00
109.0-110.0	0.00	544.61	0.00	100.00	156.0-157.0	0.00	544.61	0.00	100.00
110.0-111.0	0.00	544.61	0.00	100.00	157.0-158.0	0.00	544.61	0.00	100.00
111.0-112.0	0.00	544.61	0.00	100.00	158.0-159.0	0.00	544.61	0.00	100.00
112.0-113.0	0.00	544.61	0.00	100.00	159.0-160.0	0.00	544.61	0.00	100.00
113.0-114.0	0.00	544.61	0.00	100.00	160.0-161.0	0.00	544.61	0.00	100.00
114.0-115.0	0.00	544.61	0.00	100.00	161.0-162.0	0.00	544.61	0.00	100.00
115.0-116.0	0.00	544.61	0.00	100.00	162.0-163.0	0.00	544.61	0.00	100.00
116.0-117.0	0.00	544.61	0.00	100.00	163.0-164.0	0.00	544.61	0.00	100.00
117.0-118.0	0.00	544.61	0.00	100.00	164.0-165.0	0.00	544.61	0.00	100.00
118.0-119.0	0.00	544.61	0.00	100.00	165.0-166.0	0.00	544.61	0.00	100.00
119.0-120.0	0.00	544.61	0.00	100.00	166.0-167.0	0.00	544.61	0.00	100.00
120.0-121.0	0.00	544.61	0.00	100.00	167.0-168.0	0.00	544.61	0.00	100.00
121.0-122.0	0.00	544.61	0.00	100.00	168.0-169.0	0.00	544.61	0.00	100.00
122.0-123.0	0.00	544.61	0.00	100.00	169.0-170.0	0.00	544.61	0.00	100.00
123.0-124.0	0.00	544.61	0.00	100.00	170.0-171.0	0.00	544.61	0.00	100.00
124.0-125.0	0.00	544.61	0.00	100.00	171.0-172.0	0.00	544.61	0.00	100.00
125.0-126.0	0.00	544.61	0.00	100.00	172.0-173.0	0.00	544.61	0.00	100.00
126.0-127.0	0.00	544.61	0.00	100.00	173.0-174.0	0.00	544.61	0.00	100.00
127.0-128.0	0.00	544.61	0.00	100.00	174.0-175.0	0.00	544.61	0.00	100.00
128.0-129.0	0.00	544.61	0.00	100.00	175.0-176.0	0.00	544.61	0.00	100.00
129.0-130.0	0.00	544.61	0.00	100.00	176.0-177.0	0.00	544.61	0.00	100.00
130.0-131.0	0.00	544.61	0.00	100.00	177.0-178.0	0.00	544.61	0.00	100.00
131.0-132.0	0.00	544.61	0.00	100.00	178.0-179.0	0.00	544.61	0.00	100.00
132.0-133.0	0.00	544.61	0.00	100.00	179.0-180.0	0.00	544.61	0.00	100.00
133.0-134.0	0.00	544.61	0.00	100.00					
134.0-135.0	0.00	544.61	0.00	100.00					
135.0-136.0	0.00	544.61	0.00	100.00					
136.0-137.0	0.00	544.61	0.00	100.00					
137.0-138.0	0.00	544.61	0.00	100.00					
138.0-139.0	0.00	544.61	0.00	100.00					
139.0-140.0	0.00	544.61	0.00	100.00					
140.0-141.0	0.00	544.61	0.00	100.00					

Rectangle ISO Lighting Intensity Diagram

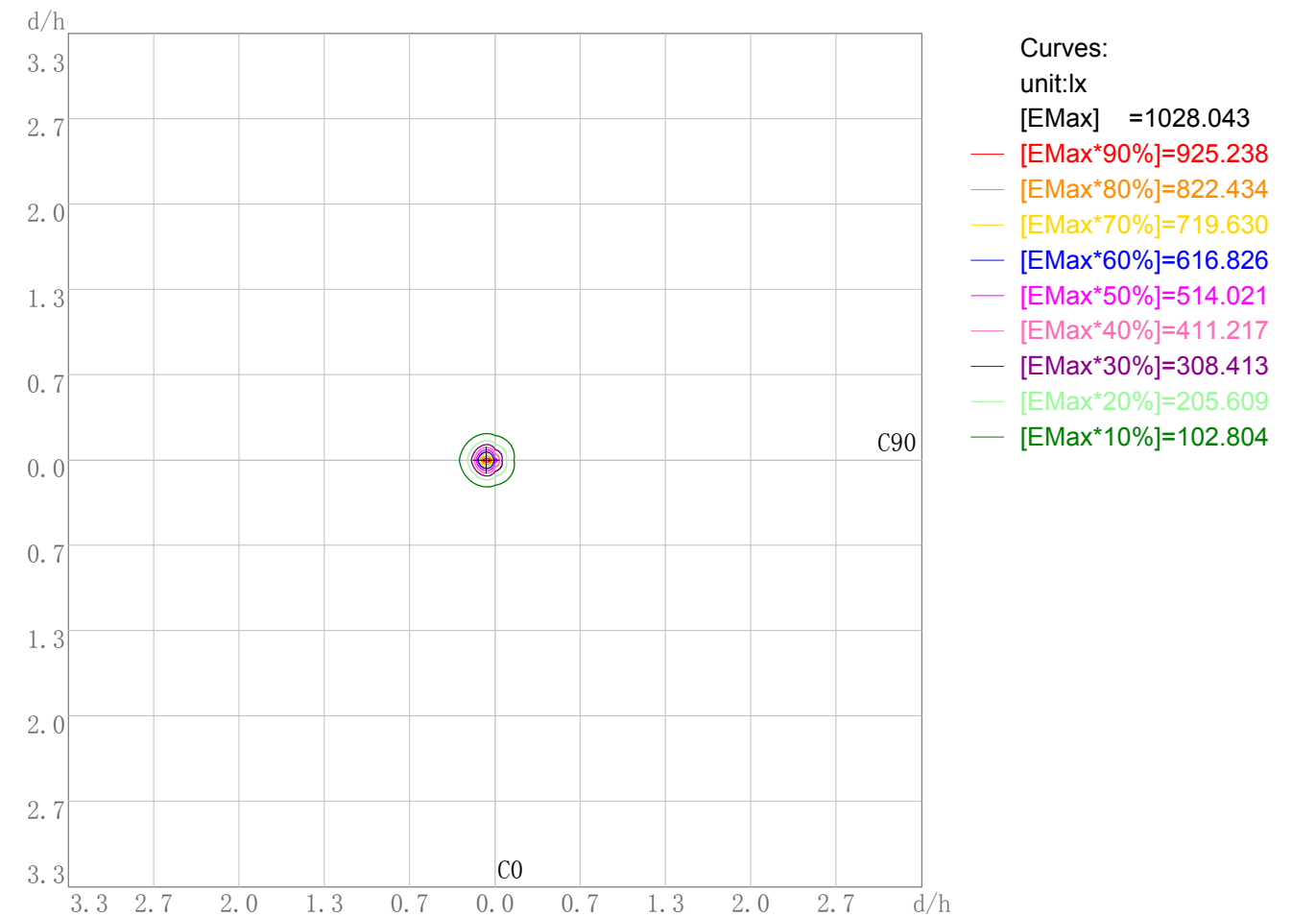
Lum. Name: WL02-06-XX-01 4000K RA90 15D	Lum. Catalog:	Test ID: 01
Lamp Name:	Lamp Catalog: LED	Test Lab: Quality Department
Manufacture: Shenzhen Norming Lighting Co., Ltd	Test Machine:GON-2000	Test Date: 2021/10/29



Plane ISO-Illuminance Diagram

Lum. Name: WL02-06-XX-01 4000K RA90 15D	Lum. Catalog:	Test ID: 01
Lamp Name:	Lamp Catalog: LED	Test Lab: Quality Department
Manufacture: Shenzhen Norming Lighting Co., Ltd	Test Machine:GON-2000	Test Date: 2021/10/29

Plane ISO-Illuminance Curve



Working Plane Luminaire Mounting Height(m): 3.00
Working Plane Maximum Illuminance(lx): 1028.04
Working Plane Maximum Illuminance Position(d/h):H-0.1 V-0.0

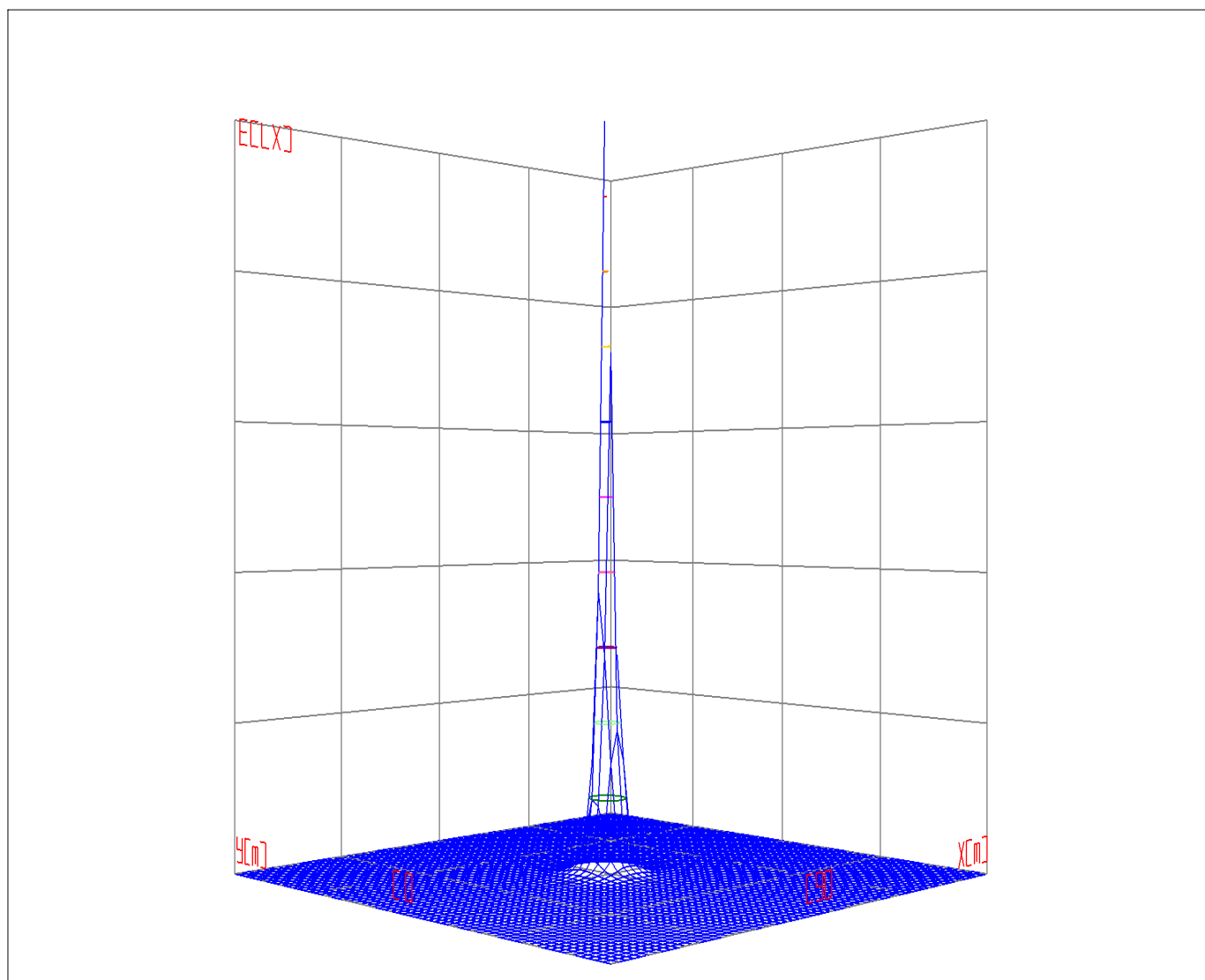
IES Indoor Report

Photometric Filename:WL02-06-XX-01 4000K RA90 15D.IES

3D Plane ISO Illuminance Diagram

Lum. Name: WL02-06-XX-01 4000K RA90 15D	Lum. Catalog:	Test ID: 01
Lamp Name:	Lamp Catalog: LED	Test Lab: Quality Department
Manufacture: Shenzhen Norming Lighting Co., Ltd	Test Machine:GON-2000	Test Date: 2021/10/29

3D Plane Illuminance Modal

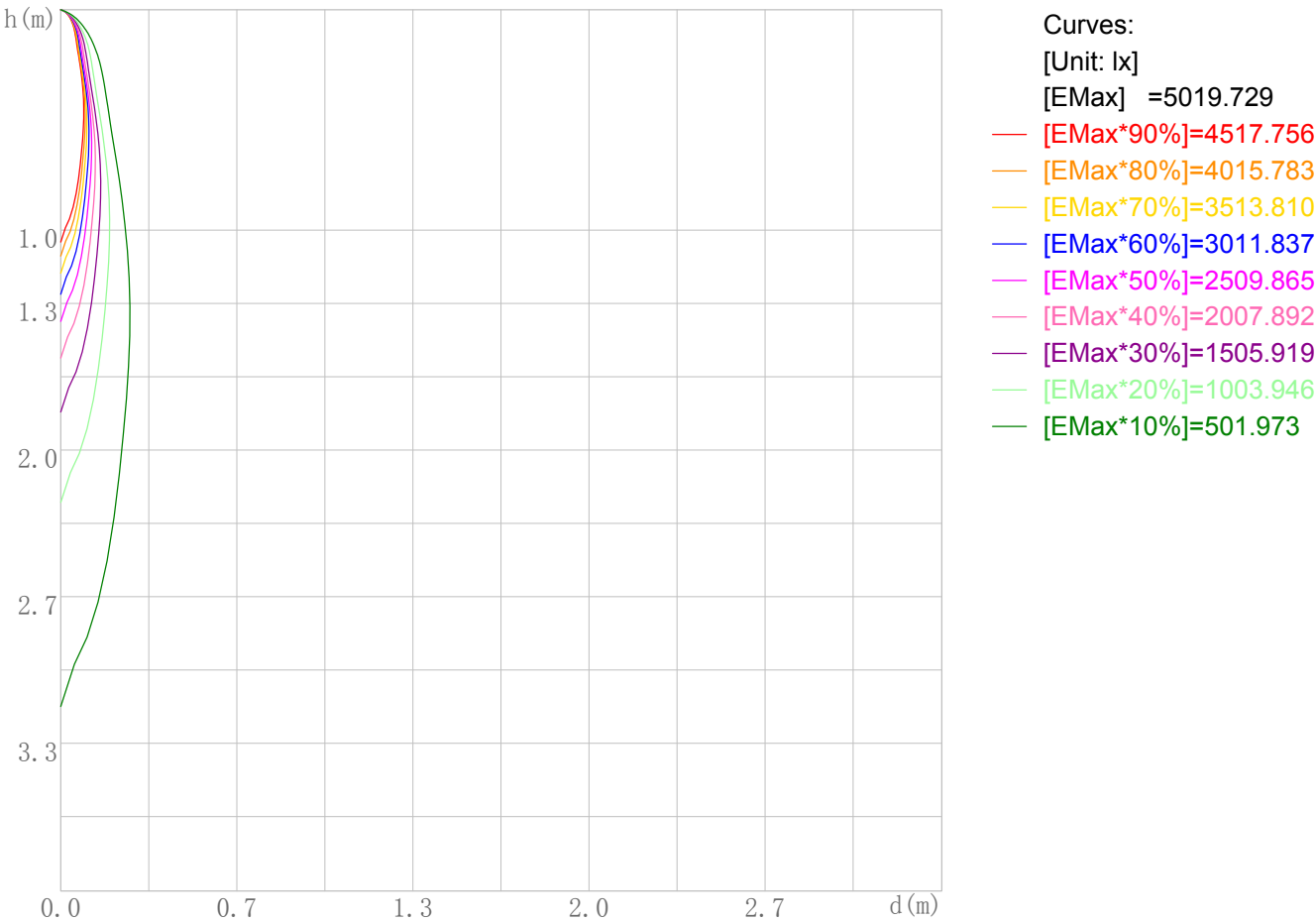


Curves: 3D Model — 90% — 80% — 70% — 60% — 50% — 40% — 30% — 20% — 10% —
View Angles(deg): 0 Height(m): 3.0 Distance(m): 10.0

Space ISO Illuminance Diagram

Lum. Name: WL02-06-XX-01 4000K RA90 15D	Lum. Catalog:	Test ID: 01
Lamp Name:	Lamp Catalog: LED	Test Lab: Quality Department
Manufacture: Shenzhen Norming Lighting Co., Ltd	Test Machine:GON-2000	Test Date: 2021/10/29

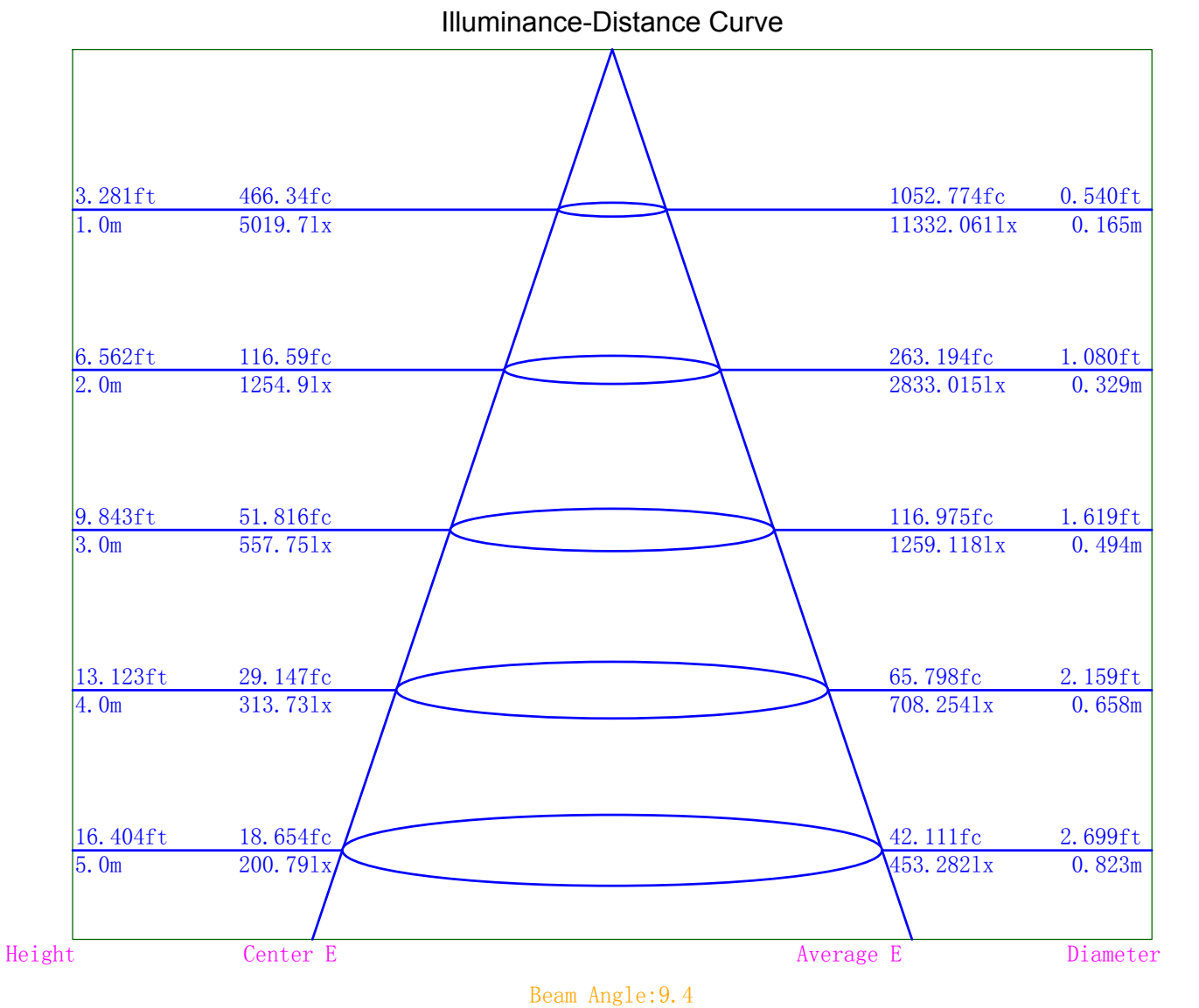
Space ISO Illuminance Curve



Space Plane Maximum Illuminance and @Angle:5019.73lx,0.0deg
Plane Maximum Lighting Intensity and @Angle:5019.729cd,0deg

Illuminance-Distance Diagram

Lum. Name: WL02-06-XX-01 4000K RA90 15D	Lum. Catalog:	Test ID: 01
Lamp Name:	Lamp Catalog: LED	Test Lab: Quality Department
Manufacture: Shenzhen Norming Lighting Co., Ltd	Test Machine:GON-2000	Test Date: 2021/10/29



Indoor Luminance Limiting Curves

Lum. Name: WL02-06-XX-01 4000K RA90 15D	Lum. Catalog:	Test ID: 01
Lamp Name:	Lamp Catalog: LED	Test Lab: Quality Department
Manufacture: Shenzhen Norming Lighting Co., Ltd	Test Machine:GON-2000	Test Date: 2021/10/29

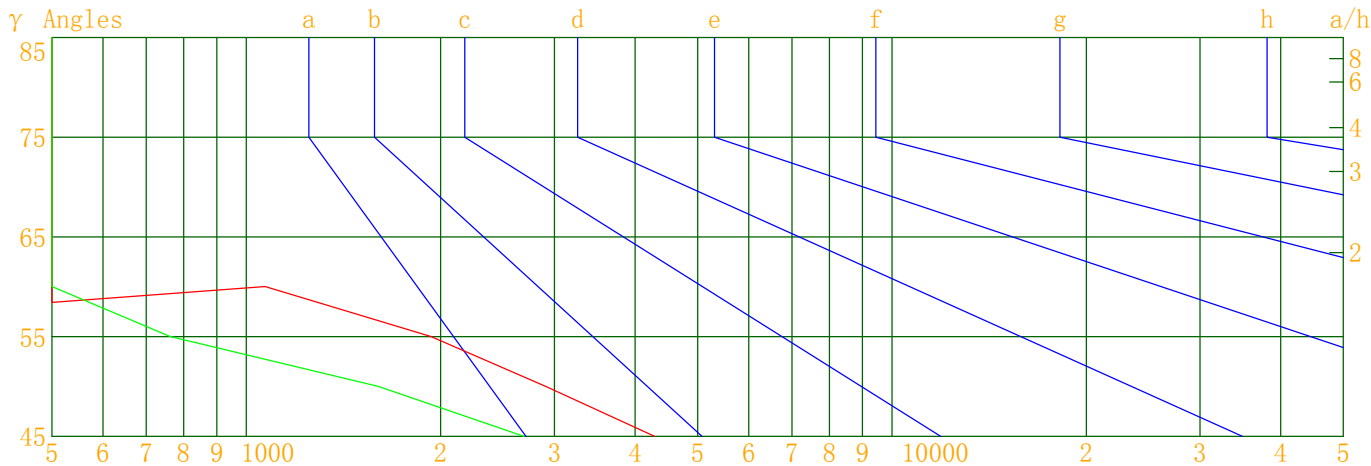
Glare Grade Table

GI	Quality	Using Illuminance							
1.15	A	2000	1000	500	<=300				
1.5	B		2000	1000	500	<=300			
1.85	C			2000	1000	500	<=300		
2.2	D				2000	1000	500	<=300	
2.55	E	a				2000	1000	500	<=300
			b	c	d	e	f	g	h

Luminance Table

Gama(deg)	45	50	55	60	65	70	75	80	85
C0	4289	2910	1932	1070	99	0	0	0	0
C90	2693	1602	762	0	0	0	0	0	0

Luminance Limiting Curve



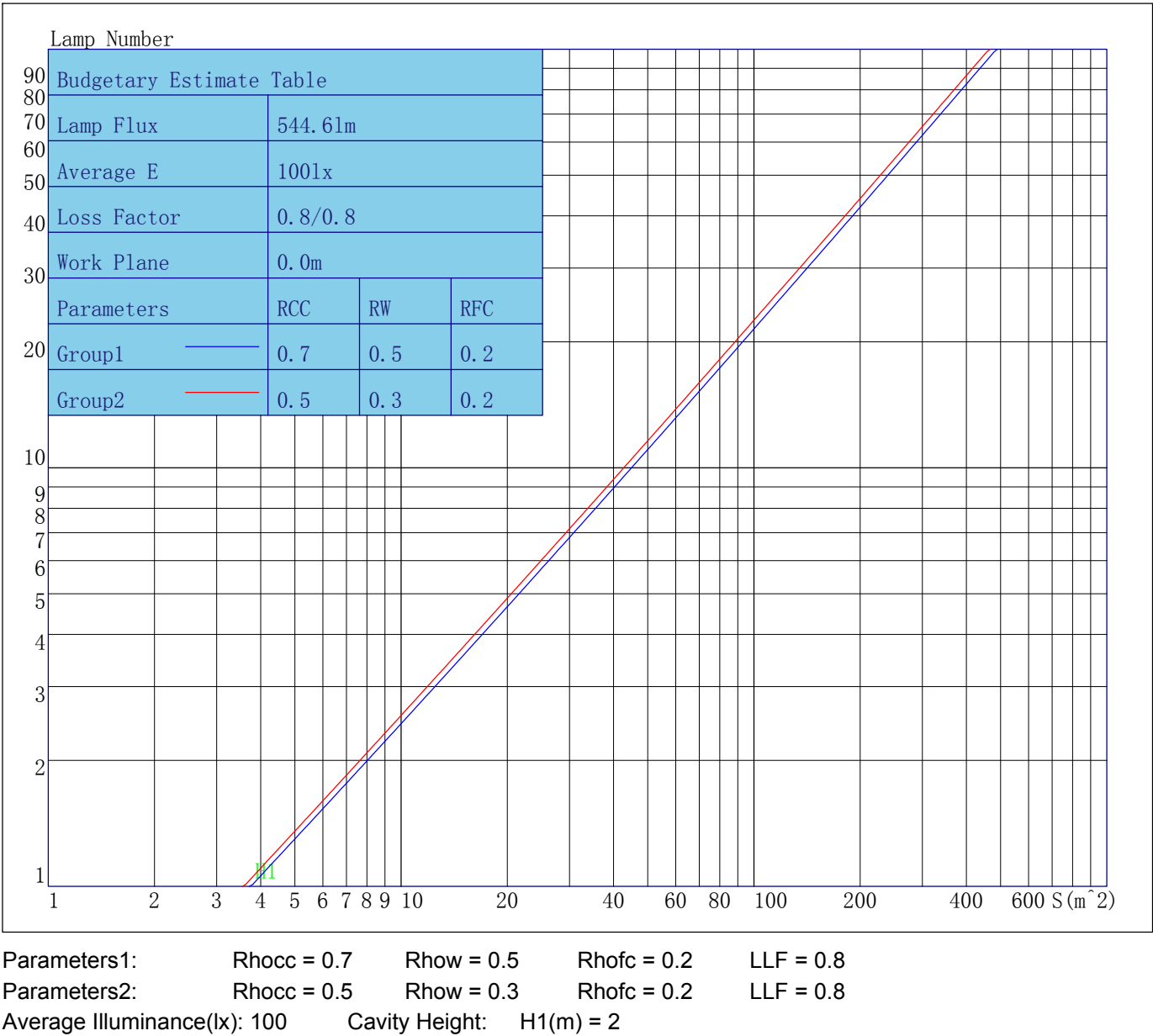
Luminous Size: Length(m)=-0.076 Width(m)=-0.076 Height(m)=0.000 Area(m^2)=0.004536

Luminous Type: Without Luminous Side

Luminous Curves: C0-C180 Color: C90-C270 Color:

Indoor Budgetary Estimate Table

Lum. Name: WL02-06-XX-01 4000K RA90 15D	Lum. Catalog:	Test ID: 01
Lamp Name:	Lamp Catalog: LED	Test Lab: Quality Department
Manufacture: Shenzhen Norming Lighting Co., Ltd	Test Machine:GON-2000	Test Date: 2021/10/29



Indoor Coefficient of Utilization Table

Lum. Name: WL02-06-XX-01 4000K RA90 15D	Lum. Catelog:	Test ID: 01
Lamp Name:	Lamp Catelog: LED	Test Lab: Quality Department
Manufacture: Shenzhen Norming Lighting Co., Ltd	Test Machine:GON-2000	Test Date: 2021/10/29

Coefficients of Utilization - Zonal Cavity Method																		
Coef.	Effective Floor Cavity Reflectance RFC=0.20																	
RhoCC (%)	80				70				50			30			10			0
RhoW (%)	70	50	30	10	70	50	30	10	50	30	10	50	30	10	50	30	10	0
RCR	Coefficient of Utilization(%)																	
0	119	119	119	119	116	116	116	116	111	111	111	106	106	106	102	102	102	100
1	115	113	112	110	113	111	110	108	107	106	105	104	103	102	100	100	99	97
2	112	109	106	104	110	107	105	103	104	102	100	101	100	98	99	97	96	95
3	109	105	101	99	107	103	100	98	101	99	97	99	97	95	97	95	94	92
4	106	101	98	95	105	100	97	94	98	96	93	97	94	92	95	93	91	90
5	104	98	95	92	102	97	94	91	96	93	91	94	92	90	93	91	89	88
6	101	96	92	89	100	95	91	89	94	91	88	92	90	88	91	89	87	86
7	99	93	90	87	98	93	89	87	92	89	86	91	88	86	90	87	86	85
8	97	91	87	85	96	91	87	85	90	87	85	89	86	84	88	86	84	83
9	95	89	86	83	94	89	85	83	88	85	83	87	85	83	87	84	82	82
10	93	87	84	82	92	87	84	82	86	83	81	86	83	81	85	83	81	80

Unified Glare Rating Table

Lum. Name: WL02-06-XX-01 4000K RA90 15D	Lum. Catelog:	Test ID: 01
Lamp Name:	Lamp Catalog: LED	Test Lab: Quality Department
Manufacture: Shenzhen Norming Lighting Co., Ltd	Test Machine:GON-2000	Test Date: 2021/10/29

Unified Glare Rating Table

Ceiling RCC	0.70	0.70	0.50	0.50	0.30	0.70	0.70	0.50	0.50	0.30
Wall RW	0.50	0.30	0.50	0.30	0.30	0.50	0.30	0.50	0.30	0.30
Floor RFC	0.20	0.20	0.20	0.20	0.20	0.20	0.20	0.20	0.20	0.20
Room Size	Vewed crosswise					Vewed endwise				
X=2H Y=2H	7.8	9.0	8.2	9.3	9.6	5.2	6.3	5.5	6.6	7.0
	7.6	8.7	8.0	9.0	9.4	5.0	6.0	5.3	6.3	6.7
	7.5	8.5	7.9	8.9	9.2	4.8	5.8	5.3	6.2	6.6
	7.4	8.3	7.8	8.7	9.1	4.7	5.7	5.1	6.0	6.4
	7.3	8.2	7.8	8.6	9.0	4.7	5.6	5.1	6.0	6.4
	7.3	8.1	7.7	8.5	9.0	4.6	5.5	5.1	5.9	6.3
X=4H Y=2H	7.6	8.6	8.0	9.0	9.4	4.9	5.9	5.3	6.3	6.7
	7.4	8.3	7.8	8.7	9.1	4.7	5.6	5.1	6.0	6.4
	7.3	8.1	7.7	8.5	9.0	4.6	5.4	5.0	5.8	6.2
	7.2	7.9	7.6	8.3	8.8	4.5	5.2	4.9	5.6	6.1
	7.1	7.8	7.6	8.2	8.7	4.4	5.1	4.8	5.5	6.0
	7.0	7.7	7.5	8.1	8.6	4.3	5.0	4.8	5.4	5.9
X=8H Y=4H	7.1	7.8	7.6	8.2	8.7	4.4	5.1	4.8	5.5	6.0
	7.0	7.6	7.5	8.1	8.6	4.2	4.9	4.7	5.3	5.9
	6.9	7.4	7.4	8.0	8.4	4.2	4.7	4.7	5.2	5.7
	6.8	7.3	7.3	7.8	8.4	4.1	4.6	4.6	5.1	5.7
X=12H Y=4H	7.0	7.7	7.5	8.1	8.6	4.3	5.0	4.8	5.4	5.9
	6.9	7.5	7.4	7.9	8.5	4.2	4.7	4.7	5.2	5.7
	6.8	7.3	7.3	7.8	8.4	4.1	4.6	4.6	5.1	5.7
Variations with the objerver position at spacings										
S=1.0H	0.0/0.0					0.0/0.0				
S=1.5H	0.0/0.0					0.0/0.0				
S=2.0H	8.0/0.0					11.3/0.0				
Reduced UGR Table:										
Nordic Standard Table:	BK0					BK0				
Correction Value	0.1					0.0				

o the CIE Pub.117, data has been corrected, refers to the lamp’s lumens 8.2flm.

Candela Tabulation

V/H	C0.0	C90.0	C180.0	C270.0
γ 0.0	5019.73	5019.73	5019.73	5019.73
γ 1.0	4432.79	4572.74	4544.36	7132.81
γ 2.0	4078.72	3551.68	4235.94	8299.40
γ 3.0	3643.51	2798.52	3772.74	9146.05
γ 4.0	3165.30	2236.65	3258.27	9320.33
γ 5.0	2692.90	1820.63	2783.03	8782.64
γ 6.0	2269.00	1499.32	2343.48	7794.05
γ 7.0	1907.97	1239.44	1968.28	6621.33
γ 8.0	1612.75	1016.22	1657.71	5365.23
γ 9.0	1367.12	827.54	1403.24	4191.97
γ 10.0	1150.75	665.58	1179.31	3285.96
γ 11.0	961.32	528.72	985.20	2606.18
γ 12.0	795.20	418.23	812.40	2094.25
γ 13.0	647.24	333.32	659.59	1708.84
γ 14.0	520.82	267.88	529.76	1411.69
γ 15.0	417.97	218.80	422.27	1165.37
γ 16.0	336.41	183.37	337.93	956.99
γ 17.0	272.09	156.63	270.49	776.08
γ 18.0	223.52	135.95	219.75	624.22
γ 19.0	187.63	119.20	181.25	494.93
γ 20.0	160.40	105.29	152.16	393.32
γ 21.0	139.17	93.48	129.20	313.73
γ 22.0	122.40	83.67	110.66	251.89
γ 23.0	108.38	75.07	94.89	205.77
γ 24.0	96.78	67.55	81.49	170.75
γ 25.0	87.01	61.12	70.31	143.66
γ 26.0	78.66	55.51	60.86	121.82
γ 27.0	71.29	50.26	52.97	103.74
γ 28.0	64.78	45.76	46.68	88.75
γ 29.0	58.99	41.69	41.63	76.55
γ 30.0	53.89	37.96	37.34	66.21
γ 31.0	49.27	34.43	33.76	57.85
γ 32.0	45.19	31.32	30.67	50.79
γ 33.0	41.29	28.51	28.14	45.15
γ 34.0	37.72	25.83	26.05	40.57
γ 35.0	34.31	23.53	24.17	36.80
γ 36.0	31.36	21.41	22.67	33.60
γ 37.0	28.72	19.36	21.38	30.81
γ 38.0	26.22	17.64	20.09	28.61
γ 39.0	24.03	16.01	18.98	26.59
γ 40.0	21.95	14.40	17.86	24.98
γ 41.0	20.04	13.07	16.77	23.46
γ 42.0	18.26	11.79	15.63	22.12
γ 43.0	16.62	10.58	14.58	20.81
γ 44.0	15.19	9.55	13.54	19.60
γ 45.0	13.76	8.64	12.66	18.29
γ 46.0	12.52	7.66	11.61	17.24

Candela Tabulation - (Cont.)

V/H	C0.0	C90.0	C180.0	C270.0
γ 47.0	11.35	6.89	10.77	16.04
γ 48.0	10.30	6.03	9.91	15.00
γ 49.0	9.40	5.39	9.04	13.80
γ 50.0	8.49	4.67	8.25	12.83
γ 51.0	7.65	4.12	7.67	11.82
γ 52.0	6.96	3.50	6.95	10.88
γ 53.0	6.16	2.99	6.22	9.92
γ 54.0	5.60	2.51	5.66	9.20
γ 55.0	5.03	1.98	5.01	8.39
γ 56.0	4.42	1.58	4.45	7.62
γ 57.0	3.84	1.15	3.99	6.99
γ 58.0	3.34	0.67	3.45	6.35
γ 59.0	2.87	0.32	2.96	5.76
γ 60.0	2.43	0.00	2.55	5.17
γ 61.0	1.91	0.00	2.05	4.62
γ 62.0	1.49	0.00	1.63	4.14
γ 63.0	1.13	0.00	1.15	3.68
γ 64.0	0.69	0.00	0.77	3.09
γ 65.0	0.19	0.00	0.25	2.59
γ 66.0	0.00	0.00	0.00	2.25
γ 67.0	0.00	0.00	0.00	1.80
γ 68.0	0.00	0.00	0.00	1.30
γ 69.0	0.00	0.00	0.00	0.93
γ 70.0	0.00	0.00	0.00	0.44
γ 71.0	0.00	0.00	0.00	0.03
γ 72.0	0.00	0.00	0.00	0.00
γ 73.0	0.00	0.00	0.00	0.00
γ 74.0	0.00	0.00	0.00	0.00
γ 75.0	0.00	0.00	0.00	0.00
γ 76.0	0.00	0.00	0.00	0.00
γ 77.0	0.00	0.00	0.00	0.00
γ 78.0	0.00	0.00	0.00	0.00
γ 79.0	0.00	0.00	0.00	0.00
γ 80.0	0.00	0.00	0.00	0.00
γ 81.0	0.00	0.00	0.00	0.00
γ 82.0	0.00	0.00	0.00	0.00
γ 83.0	0.00	0.00	0.00	0.00
γ 84.0	0.00	0.00	0.00	0.00
γ 85.0	0.00	0.00	0.00	0.00
γ 86.0	0.00	0.00	0.00	0.00
γ 87.0	0.00	0.00	0.00	0.00
γ 88.0	0.00	0.00	0.00	0.00
γ 89.0	0.00	0.00	0.00	0.00
γ 90.0	0.00	0.00	0.00	0.00
γ 91.0	0.00	0.00	0.00	0.00
γ 92.0	0.00	0.00	0.00	0.00
γ 93.0	0.00	0.00	0.00	0.00

Candela Tabulation - (Cont.)

V/H	C0.0	C90.0	C180.0	C270.0
γ 94.0	0.00	0.00	0.00	0.00
γ 95.0	0.00	0.00	0.00	0.00
γ 96.0	0.00	0.00	0.00	0.00
γ 97.0	0.00	0.00	0.00	0.00
γ 98.0	0.00	0.00	0.00	0.00
γ 99.0	0.00	0.00	0.00	0.00
γ 100.0	0.00	0.00	0.00	0.00
γ 101.0	0.00	0.00	0.00	0.00
γ 102.0	0.00	0.00	0.00	0.00
γ 103.0	0.00	0.00	0.00	0.00
γ 104.0	0.00	0.00	0.00	0.00
γ 105.0	0.00	0.00	0.00	0.00
γ 106.0	0.00	0.00	0.00	0.00
γ 107.0	0.00	0.00	0.00	0.00
γ 108.0	0.00	0.00	0.00	0.00
γ 109.0	0.00	0.00	0.00	0.00
γ 110.0	0.00	0.00	0.00	0.00
γ 111.0	0.00	0.00	0.00	0.00
γ 112.0	0.00	0.00	0.00	0.00
γ 113.0	0.00	0.00	0.00	0.00
γ 114.0	0.00	0.00	0.00	0.00
γ 115.0	0.00	0.00	0.00	0.00
γ 116.0	0.00	0.00	0.00	0.00
γ 117.0	0.00	0.00	0.00	0.00
γ 118.0	0.00	0.00	0.00	0.00
γ 119.0	0.00	0.00	0.00	0.00
γ 120.0	0.00	0.00	0.00	0.00
γ 121.0	0.00	0.00	0.00	0.00
γ 122.0	0.00	0.00	0.00	0.00
γ 123.0	0.00	0.00	0.00	0.00
γ 124.0	0.00	0.00	0.00	0.00
γ 125.0	0.00	0.00	0.00	0.00
γ 126.0	0.00	0.00	0.00	0.00
γ 127.0	0.00	0.00	0.00	0.00
γ 128.0	0.00	0.00	0.00	0.00
γ 129.0	0.00	0.00	0.00	0.00
γ 130.0	0.00	0.00	0.00	0.00
γ 131.0	0.00	0.00	0.00	0.00
γ 132.0	0.00	0.00	0.00	0.00
γ 133.0	0.00	0.00	0.00	0.00
γ 134.0	0.00	0.00	0.00	0.00
γ 135.0	0.00	0.00	0.00	0.00
γ 136.0	0.00	0.00	0.00	0.00
γ 137.0	0.00	0.00	0.00	0.00
γ 138.0	0.00	0.00	0.00	0.00
γ 139.0	0.00	0.00	0.00	0.00
γ 140.0	0.00	0.00	0.00	0.00

Candela Tabulation - (Cont.)

V/H	C0.0	C90.0	C180.0	C270.0
γ 141.0	0.00	0.00	0.00	0.00
γ 142.0	0.00	0.00	0.00	0.00
γ 143.0	0.00	0.00	0.00	0.00
γ 144.0	0.00	0.00	0.00	0.00
γ 145.0	0.00	0.00	0.00	0.00
γ 146.0	0.00	0.00	0.00	0.00
γ 147.0	0.00	0.00	0.00	0.00
γ 148.0	0.00	0.00	0.00	0.00
γ 149.0	0.00	0.00	0.00	0.00
γ 150.0	0.00	0.00	0.00	0.00
γ 151.0	0.00	0.00	0.00	0.00
γ 152.0	0.00	0.00	0.00	0.00
γ 153.0	0.00	0.00	0.00	0.00
γ 154.0	0.00	0.00	0.00	0.00
γ 155.0	0.00	0.00	0.00	0.00
γ 156.0	0.00	0.00	0.00	0.00
γ 157.0	0.00	0.00	0.00	0.00
γ 158.0	0.00	0.00	0.00	0.00
γ 159.0	0.00	0.00	0.00	0.00
γ 160.0	0.00	0.00	0.00	0.00
γ 161.0	0.00	0.00	0.00	0.00
γ 162.0	0.00	0.00	0.00	0.00
γ 163.0	0.00	0.00	0.00	0.00
γ 164.0	0.00	0.00	0.00	0.00
γ 165.0	0.00	0.00	0.00	0.00
γ 166.0	0.00	0.00	0.00	0.00
γ 167.0	0.00	0.00	0.00	0.00
γ 168.0	0.00	0.00	0.00	0.00
γ 169.0	0.00	0.00	0.00	0.00
γ 170.0	0.00	0.00	0.00	0.00
γ 171.0	0.00	0.00	0.00	0.00
γ 172.0	0.00	0.00	0.00	0.00
γ 173.0	0.00	0.00	0.00	0.00
γ 174.0	0.00	0.00	0.00	0.00
γ 175.0	0.00	0.00	0.00	0.00
γ 176.0	0.00	0.00	0.00	0.00
γ 177.0	0.00	0.00	0.00	0.00
γ 178.0	0.00	0.00	0.00	0.00
γ 179.0	0.00	0.00	0.00	0.00
γ 180.0	0.00	0.00	0.00	0.00
